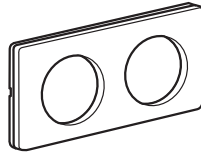


Céliane™
Metal-finish plates

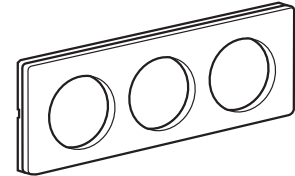
Cat. No(s): 691 01/02/03/04/05/06/07/08/09/11/12/13/14
691 15/17/18/19
692 61/62/63/64/65/68/69/71/72/73/74/75/78/79



691 01/11
691 61/71



691 02/12
691 62/72












691 03/13
691 63/73

1. GENERAL CHARACTERISTICS

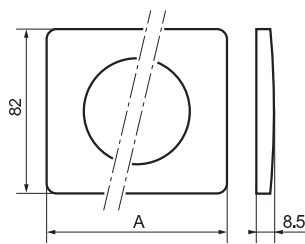
Frame plates for fitting on mechanisms, 1 to 4-gang

2. RANGE

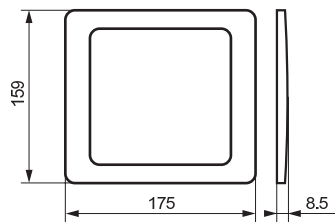
	1-gang	2-gang	3-gang	4-gang	2-gang extended	3-gang extended	2-gang centre distance 57 mm	3-gang centre distance 57 mm	2 x 2-gang
									
Plate Brushed stainless steel colour	691 01	691 02	691 03	691 04	691 05	691 06	691 08	691 09	691 07
Plate Velvet nickel colour	691 11	691 12	691 13	691 14	691 15		691 18	691 19	691 17
Plate oxidised copper colour	692 71	692 72	692 73	692 74	692 75		692 78	692 79	
Plate oxidised iron colour	692 61	692 62	692 63	692 64	692 65		692 68	692 69	
Weight (g)	118.7	186.4	246.2	313.9	154.7	191.1	156	200.7	596.4

3. OVERALL DIMENSIONS

Cat. No(s)	A (mm)
691 01/11 692 61/71	100
691 02/12 692 62/72	171
691 03/13 692 63/73	242
691 04/14 692 64/74	313
691 05/15 692 65/75	171
691 06	242
691 08/18 692 68/78	157
691 09/19 692 69/79	214



691 07/17



4. MOUNTING

The plates are clipped via notches to screw-type or claw-type supports (the notches are used to compensate for the thickness. Example: wall carpet). Easy to remove with a screwdriver using the slots on the side of the plate.

5. TECHNICAL DATA

5.1 Mechanical characteristics

Impact tests: IK 04

5.2 Material characteristics

Material: Zamac + Polycarbonate
 Except Cat. No. 691 07/17: Brass

5.3 Climatic characteristics

Storage temperatures: -10°C to +70°C
 Operating temperatures: -5°C to +50°C

6. CLEANING

No cleaning.

7. SPECIAL USE

The plates must not be painted.